



# Graduate Degree, Diploma & Certifications Programs Specialization in *Integrated Circuits Design* Program Structure

1.5 Years

## Program 1: Integrated Circuit MS Program

30 Credits MS Program

12 Credits Core IC Courses  
12 Credits Specialized IC Electives

6 Credits Research

6 Months

## Program 2: Integrated Circuit Diploma

Analog IC  
Design and  
Backend  
Integration

Digital IC  
Design and  
Verification

Note: For Module 2 each sub specialization is of six months

3 Months

## Program 3: Integrated Circuit Certifications

IC Verification

Digital IC Design

Analog IC Design

PCB Design

Note: For Module each sub specialization is of three months

Unique IC Design Training Programs with specialization in Digital, Analog, RF and IC Verification

# “A training from Idea to Product Design”

Pioneer of MS IC Design and Trainings in Pakistan with hands-on training courses specially tailored to meet the demands of industry and to develop the IC design echo system in Pakistan



## *Licensed Cad Tools*

First time in Pakistan an academic opportunity for IC designing on Licensed Cadence Tool Suite



## *CMOS PDKs*

Hands on design experience on TSMC officially provided 65nm, 28nm 130nm and 150nm PDK



## *IC Design Lab*

Fully developed ICD lab and curriculum with six full time faculty members with degrees in IC design and cumulative experience of over a dozen IC tapeouts



## *Industry-Academia Collaboration*

A bridge between the industry and academia to pave the way to FAB-less innovations resulting in commercialization IC design houses

## Training Expertise in

- Analog IC Design
- Digital IC Design
- IC Verification
- High Speed PCB Design



# MS EE (Specialization in IC Design) Objectives:

This program is tailored to train human resource for globally 500 Billion US\$ semiconductor industry. The goal is to equip youth with comprehensive integrated circuit (IC) design and verification expertise including, theoretical in-depth knowledge, hands-on IC design tools skills, and end-to-end IC design and verification training. Each student in this program will design the real world IC's from project conception to the working silicon microchip under the guidance of faculty supervisor from university and industry experts.

## Eligibility:

Bachelor's degree in a relevant engineering discipline (Electrical, Electronics, Telecommunications, or Computer engineering, etc.), recognized by Pakistan Engineering Council (PEC). Minimum CGPA of 2.0, Preferably 2.5 (on a scale of 4.0) or at least 60% marks.

## Tentative Degree Road map:

Semester-I		
SS	Research Methodology	3
EE	Core Course-I	3
EE	Core Course-II	3
EE	Elective-I	3
	<b>Total</b>	<b>12 credits</b>

Semester-II		
EE	Core Course-III	3
EE	Elective-II	3
EE	Elective-III	3
EE	Elective-IV	3
	<b>Total</b>	<b>12 credits</b>

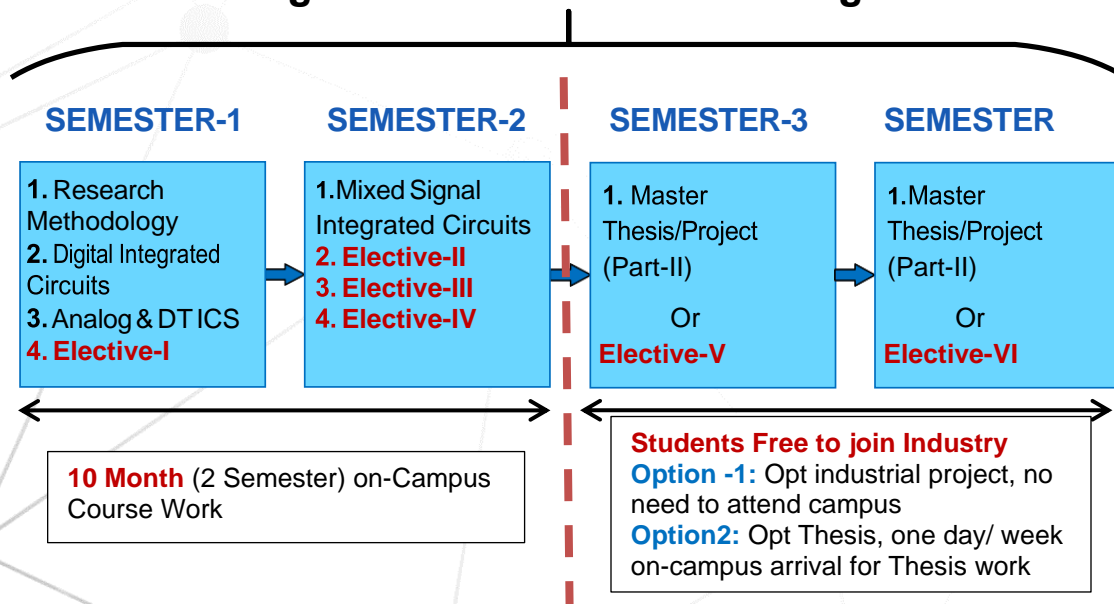
Semester-III		
EE	MS Thesis-I/Project-I	3
	<b>Total</b>	<b>3 credits</b>

Semester-IV		
EE	MS Thesis-II/Project-I	3
	<b>Total</b>	<b>3 credits</b>

**Total of 30 credits for MS program**

## Tentative Course Plan:

### Integrated Circuits Master's Program



### **Recommended Electives:**

1. SoC, Packaging, & Signal Integrity
2. Digital ICs Synthesis & Physical Backend Design
3. IC Design Project: From Schematic to Chip Tapeout
4. VLSI Design Verification & Test
5. Advanced Digital Signal Processing (ADSP)
6. Advanced Embedded Systems

### **MS (Electrical Engineering – Specialization in Integrated Circuits):**

Core Courses for MS-EE with Specialization in Integrated Circuits:

1. Research Methodology (03 Credits) (HEC Requirement)
2. Digital Integrated Circuits (03 Credits)
3. Analog & DT Integrated Circuits (03 Credits)
4. Mixed Signal Integrated Circuits (03 Credits)

Elective Courses (One must select minimum of 4 courses from this list of Electives)

1. SoC, Packaging, & Signal Integrity (03 credits)
2. Digital ICs Synthesis & Physical Backend Design (03 Credits)
3. IC Design Project: From Schematic to Chip Tapeout (03 credits)
4. VLSI Design Verification & Test (03 Credit)
5. RF Integrated Circuits (03 Credits)
6. Advance Embedded Systems (03 Credits)
7. Advance Digital Signal Processing (03 Credits)
8. Advance Microwave Engineering (03 Credits)
9. Advanced Wireless Communication (03 Credits)
10. IC Marketing and Business Management (03 Credits)

**Note: Electives are selected depending on the type of specialization i.e Analog, Digital or RF**

The **total credits of the MS programs are 30**, which includes the **24 credits** of the course work including the 03 credit Research Methodology Course and 06 credits of the MS thesis work industrial Project.

Note: Registration in “Project – I or Thesis-I” is allowed provided the student has:

- Earned at least 15 credits
- Passed the “Research Methodology” course;
- CGPA is equal to or more than 2.5

# Graduate Diploma Program Objectives:

The graduate diploma program is especially crafted for industrial/academic organizations to develop skilled IC design in a short period. This program is fully dedicated and focused on the IC design knowledge and skills. Each student in this program will be taught comprehensive IC design curriculum, and a comprehensive IC design cycle, with hands on experience in IC design and testing tools/equipment in one year. The program will help to develop the IC design echo system in Pakistan by training human resource which is a critical bottleneck in establishing IC design business in Pakistan.

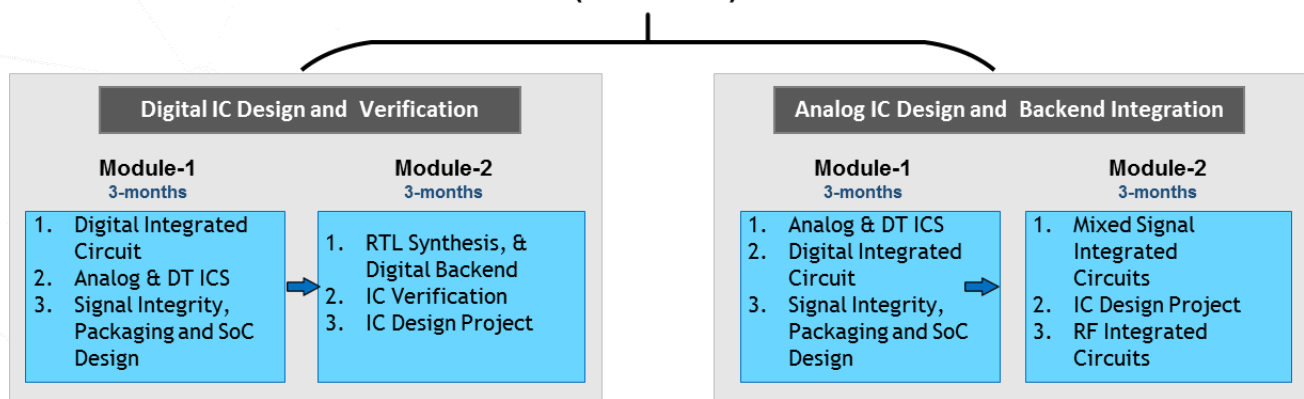
## Eligibility:

Graduation in EE/TE/Mechatronics/CS or equivalent.

## Admission:

**The diploma program will be offered on demand.**

## Integrated Circuits Graduate Diploma Program (6 months)



## Graduate Diploma in Integrated Circuits Design:

Courses for Graduate Diploma in Integrated Circuits:

1. Digital Integrated Circuits
2. Analog & DT Integrated Circuits
3. Mixed Signal Integrated Circuits
4. Signal Integrity, Packaging and SoC Design
5. RTL Design Synthesis
6. IC Design Project: From Schematic to Chip Tapeout
7. RF Integrated Circuits

# Integrated Circuit Certification Objectives:

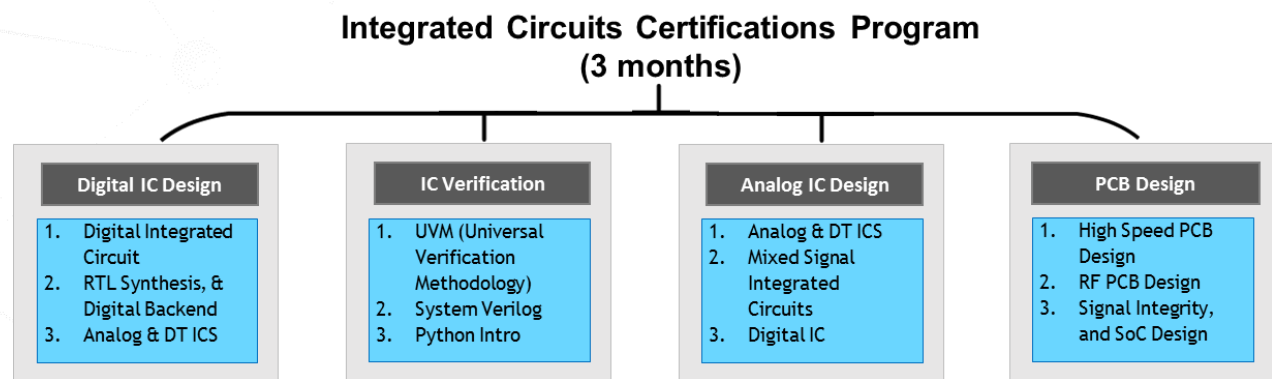
The program is also offering short 3 months certifications specializing in IC Verification, Digital, and Analog IC along with the High-Speed PCB design. The PCB design was thought to be a technician job in recent past. With the advancement in technology, the issues thought to be IC designer concerns like cross talk, reflections and impedance control are major cause for PCB failure if not addressed properly before starting the layout. High-speed circuitry is used in all modern products. Understanding high-speed fundamentals and the relationship of speed to distance and how to apply this knowledge is the key to successful design. These certifications are focused on the short hands-on courses which cover the basics and hands-on IC design skill for each individual. Especially the verification course is tailored in such a way that it in line with the industrial skill demands for the verification companies that have been recently started in Pakistan.

## Eligibility:

Graduation in EE/TE/Mechatronics/CS or equivalent.

## Admission:

**Certifications will be offered on-demand and requirements.**



## Certification in Integrated Circuits Design:

Courses for Certification in Integrated Circuits:

1. Digital Integrated Circuits
2. Analog & DT Integrated Circuits
3. Mixed Signal Integrated Circuits
4. Python Introduction
5. High-speed PCB Design
6. RF PCB Design
7. UVM (Universal Verification Methodology)
8. Signal Integrity, Packaging and SoC Design
9. RTL Design Synthesis

# GSME-FAST Microelectronics Training & Research Center (GF-METRC) Introduction:

GSME-FAST Microelectronics Training & Research Center (GF\_METRC) is a collaborative venture between FAST-NU, Islamabad & GSME, Global, USA. The center is aimed to deliver international standard Integrated Circuit Training programs, and conduct cutting edge research for futuristic applications.

The GF-METRC has a dynamic team of industry five seasoned hands-on IC design experience Ph.D members, and eighteen young IC Design graduate Engineers. The GF-METRC team have a cumulative experience of over two dozen IC tape outs in different CMOS, HV, and BCD technologies.

## Teaching Faculty & Corresponding Courses:

- Prof. Dr. Rashad Ramzan (Director)
  - Analog & DT Integrated Circuits
  - SoC, Packaging, & Signal Integrity
  - IC Design Project: From Schematic to Chip Tapeout
  - RF Integrated Circuits
  - Advance Microwave Engineering
  - IC Marketing and Business Management
- Dr. Hassan Saif
  - Digital Integrated Circuits
  - RTL Synthesis & Digital Backend
  - Mixed Signal Integrated Circuits
  - IC Design Project: From Schematic to Chip Tapeout
- Dr. Shahzad Saleem
  - Advance Embedded Systems
  - Advance Digital Signal Processing
  - Advanced Wireless Communication
- Dr. Ataul Aziz
  - Research Methodology
- Dr. Haroon Waris (Visiting Faculty from NECOP)
  - Universal Verification Methodology (UVM)

## Lab Engineers:

- Engr. Usama Liaqat (MS EE)
  - Analog & DT Integrated Circuits
  - SoC, Packaging, & Signal Integrity
  - RF Integrated Circuits

- Engr. Engr. Farid-ud-Din (MS EE)
  - Digital Integrated Circuits
  - RTL Synthesis & Digital Backend
  - Mixed Signal Integrated Circuits
  - Universal Verification Methodology (UVM)
- Engr. Engr. Aqsa Ehsan (MS EE)
  - Advance Microwave Engineering
  - Advance Wireless Communication
- Engr. Engr. Samreen Arif (MS EE)
  - Advance Embedded Systems
  - Advance Digital Signal Processing

### **Integrated Circuit Design Research Engineer:**

14 MS graduate IC design engineers. 80% work load is dedicated to Research. 20% load is dedicated to teaching & training activities at GF-METRC.

- Engr. Bismah Alam (MS IC Design)
- Engr. Muhammad Yousaf (MS IC Design)
- Engr. Ahmed Aljelani (MS IC Design)
- Engr. Nouman Ahmed (MS IC Design)
- Engr. Sagheer Abbas (MS IC Design)
- Engr. Hamza Sadiq (MS IC Design)
- Engr. Mubeen Yousaf (MS IC Design)
- Engr. Saleh Sherazi (MS IC Design)
- Engr. Kashif Buland (MS IC Design)
- Engr. Azeem Abbas (MS IC Design)
- Engr. Rohail Ahmed (MS IC Design)
- Engr. Adeel Ahamd (MS IC Design)
- Engr. Atif Khan (MS IC Design)
- Engr. Sana Ullah (MS IC Design)

### **Graduate Students:**

20 students currently enrolled in MS IC Design program.





# Courses Curriculum

## Compulsory Courses:

1. **Research Methodology:** The course is mandatory for all graduate programs offered under HEC umbrella. The course covers central aspects of the research process, as well as principles and questions related to state of art search, research planning, problem formulation, statistical data analysis, quality assessment, presentation of a research project, and research ethics. **(03 credits; HEC requirement)**
2. **Digital Integrated Circuits:** Review of IC fundamentals, CMOS Device Characteristics, Layout Rules, CMOS Inverter, Basic Gates, Combinational Logic Multiplexers, Transmission Gates, Sequential logic circuits, Latches, Flip Flops, Adders, Multiplier, Memory cells, Layout, Basic of Logic synthesis and use of CAD tools. **(03 credits)**

**LabTutorials:** Basic Logic Gates, Complex CMOS Logic Design, Flip Flop, Single & Multi-bit Adders, Multiplexer, Demultiplexer, Interconnect Wire Delay Analysis, Memory Cells schematic and layout design in cell library format in Cadence tool suite.

3. **Analog & DT Integrated Circuits:** Review of fundamentals, Analog building blocks, CMOS Device and Noise – Fundamentals, Single-stage (CS, CG, CD), Differential pair and multistage amplifiers, CMOS operational amplifier, Noise in CMOS Circuits, Feedback Principles, Current Sources and Current Mirrors, MOS Switched- Capacitor (SC) circuits, OTA, and Gm cells. **(03 credits)**

**Lab Tutorials:** CMOS DC Analysis, Common Source Amplifier, Common Gate Amplifier, Multi Stage Amplifiers, Common Drain Amplifier, CMOS Current Mirrors, Differential Amplifiers, Two Stage Op-Amp, CMOS Noise Analysis, Advanced Layout Techniques in Cadence Tool Suite.

4. **Mixed-Signal Integrated Circuits:** Non-Linearity and mismatch, CMOS Processing Technology, Layout Fundamentals, Sample & Hold Circuits, Voltage Comparators, Band-gap References, Data converters – Fundamentals and Performance Metrics, Nyquist Digital-to-Analog Converters, Nyquist Analog-to-Digital Converters, Z-Transform, Oversampling  $\Sigma\Delta$  Data Converters, PLL and Frequency Synthesizers. **(03 credits)**

**Lab Tutorials:** Advanced op-amp Design & Simulation, CMOS Comparators Design, Bootstrap Circuits Design, Switched Capacitor Circuits Design, Discrete circuit Layout Techniques, Nyquist Rate DAC Design, Nyquist Rate ADC Design, Sigma-Delta Converters, Oscillator & PLL circuits, Bandgap Reference Circuits in Cadence tool suite.

## Elective Courses:

1. **SoC, Packaging, & Signal Integrity:** Signal Integrity Principals, Chip interconnect and Transmission Lines, PCB and IC Materials, Impedance Matching, Power Distribution Network, Parallelism & Cross Talk. EMI and EMC, Reflections and Termination and IO Pads, On-Chip Passives, ESD Protection Management, IC and Discrete Component Packaging, Thermal Consideration, IC Failure and Reliability, Microsystems Packaging and Applications. **(03 credits)**

**Lab Tutorials:** Impedance Matching using Lumped Model, Impedance Matching using Microstrip Model, EMC and TL Discontinuity Modeling and Simulation, Bond wire Modeling and Simulations, Power Distribution Network Modeling, Parallelism Transmission Line Modeling & Analysis, Crosstalk and Noise Analysis, EMI/EMC Interference Analysis, On-Chip Passives and Corner Analysis

- RTL Synthesis, & Digital Backend:** Basics of HDL Coding. Synthesizable RTL, State Machine Design, HDL Testbench Design, RTL Code Compilation, Constraint Scripts Development, Verilog Design Synthesis, Static Timing Analysis (STA), CLK Insertion Algorithms, Design Import & Floor & Power planning, Placement Algorithms, Routing Algorithms, I/O & PAD Ring, Signoff and Verification.

**Lab Tutorials:** Introduction to Verilog and Modelsim, Moore & Melay State Machine RTL Design, RTL Synthesis using Cadence Genus, Static Timing Analysis, Clock Tree Synthesis, Digital IC Physical Design using Innovus Auto Placement & Routing (APR), Full-chip Physical Verification (DRC/LVS).

- RF Integrated Circuits:** Basic Concepts of RF Electronics, Linearity (1dB CP and IIP3) and noise (Noise Figure) in radio circuits, High frequency model of the CMOS and BJT circuits, IC technology suitable for radio circuit design, Radio Standards, Radio Transceiver Architectures, Radio Transceiver Calculations, Transmission lines and impedance matching, Wideband and Narrow band design issues, Low Noise Amplifiers (LNAs), Active and Passive Mixers, Voltage Controlled Oscillators and Phase Lock Loops, Power Amplifiers. **(03 credits)**.


**Lab Tutorials:** Radio Frequency Transceiver Design, Low Noise Amplifier (LNA) Design & Characterization, Differential Source Degenerated LNA, Gilbert Mixer Design, Voltage Controlled Oscillator (VCO) Design & Characterization, RF Phase Locked Loop (PLL) Design, mm-Wave CMOS Layers stack modeling & Characterization, mm-wave LNA.

- IC Design Project: From Schematic to Chip Tapeout:** Project selection, Pre-study, and Floor planning, Schematic/HDL Capture, Architectural level, Gate/Transistor level, Synthesis and simulations, Pad Frame Selection and Design, Library Mapping and Optimization, Analog and Digital Layout Strategies, DRC, Post-Layout Verifications, Back Annotations, Generation of Mask data-base for Chip-Layout, Final Tapeout. **(03 credits)**

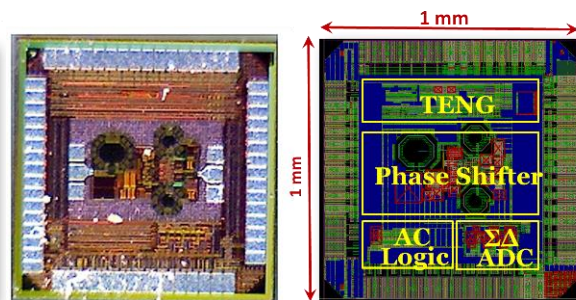
*This is hand-on IC design course, which needs intensive LAB work.*

## **FAST ICD Lab Taped out Projects**

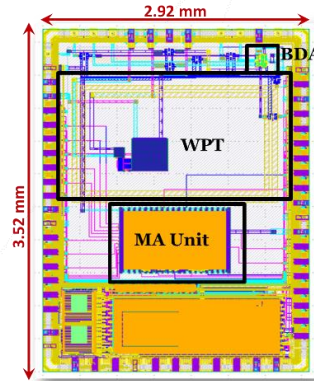
### **Kamal-1**





### **Kamal-2**



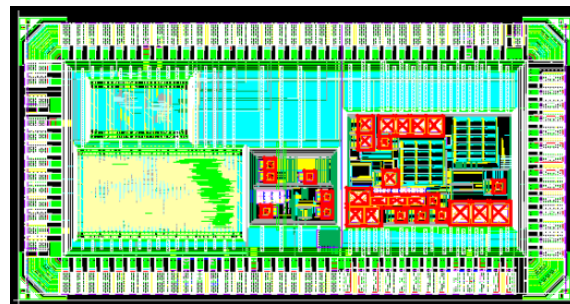
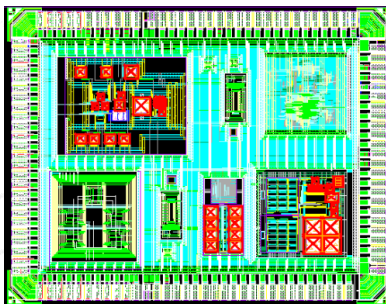
## PICO Tapeout: 3 Projects



## PICO 2022 Tapeout Projects



## FAST-GSME Collaboration Training Tapeout Projects



- VLSI Design Verification & Test:** Writing System Verilog code to describe practical digital logic functions, intuitively and concisely, Rapidly debug your code, identify and fix syntax issues—whether common or obscure, employing System Verilog code enhancements and conveniences such as ticked literals ('1) packed/unpacked arrays, imported packages, and user-defined type definitions (typedef), Utilize new syntaxes like typedef, struct,. Develop reusable test bench code for simulating logic functions or bus operations, including defining a class of objects, calling its methods, constraining random stimuli, and using interface connections, Explain the key pillars of OOP. Identify the System Verilog keywords or constructs that support object encapsulation, inheritance, and polymorphism. Understand the UVM hierarchies and various components needed to build a

comprehensive UVM Testbench, Design and implement various testbench components, such as driver, monitor, sequencer, agent, environment, scoreboard, coverage, and environment, and understand the configuration databases, factory override, Transaction Level Modeling (TLM), understand virtual sequences and virtual sequencers and Building a framework for UVM Testbench. **(03 credits)**

- 6. Advance Embedded Systems:** Basics of processor architectures. Memory organization and caches. Worst-Case Execution Time (WCET) Analysis, Compositional Timing Analysis for embedded systems, Embedded software platforms, Performance analysis, memory hierarchy, buses, peripherals, Wireless Sensor Networks, Internet of Things, Embedded systems platforms: MCUs, DSPs, GPU, FPGAs, Code optimization, Factors affecting Execution time, Multi-tasking and real-time operating systems, Scheduling algorithms and their performance. **(03 credits)**

**Lab Tutorials/Class Project:** Design and implementation of simple RISC processor on FPGA.

- 7. Advance Digital Signal Processing:** Introduction, Discrete-time Fourier transform (DTFT), Sampling & reconstruction, Fast Fourier transform (FFT), Using z-transform to represent linear time-invariant (LTI) systems, Digital filter design fundamentals, IIR, FIR and CIC filter design and implementation, DSP algorithm implementation issues and optimization, Linear prediction and optimal linear filters, Power spectrum estimations. **(03 credits)**

**Lab Tutorials/Class Project:** Implementation of FIR, IIR or CIC comb filter on FPGA.

- 8. Advanced Microwave Engineering:** Introduction to microwave engineering, microelectronics device and device models, Transmission lines theory, reflection and transmission analysis, Microwave network analysis, impedance matching networks and tuning, wideband impedance matching issues microwave resonators, Power Dividers and directional couplers, Microwave filters and their implementation, Noise in microwave circuits, Microwave amplifier design, Microwave oscillators and mixers circuits. **(03 credits)**

- 9. IC Marketing and Business Management:** Trends in the IC business: Technology and manufacturing trends, Demand, applications and product trends. Market Appearances: The customers, overall Business cycles, The bull-whip effect), IC industry, supply & value chain, Geo distribution of Technology and fabrication centers, The dis-integration of the value chain, outsourcing trends, Managing the marketing function: The sources of product ideas, The role of standard and intellectual property, The strategic partnership, distributorship and matching supply with demand. **(03 credits)**

- 10. Advanced Wireless Communication:** Introduction to Wireless & Mobile Communications, Propagation Models, Channel Models, Channel Sounding, Equalization, Transmission & Multiple Access techniques: OFDM/OFDMA, SC-FDMA etc., Multi-antenna Systems: MISO, SIMO, MIMO, diversity, beamforming, spatial multiplexing, space-time coding (STC), BLAST architecture, massive MIMO, MIMO-OFDM transceiver design, 4G mobile: 3GPP LTE, 3GPP LTE- Advanced (Emphasis on radio access network (RAN) part), 5G RAN, Satellite Communications. **(03 credits)**

## Feedback from Industry:

### **Dr. Nasir (Deputy DG NECOP):**

MS IC Design graduates from FAST-NU Islamabad campus are very professional and have good knowledge base in all domains (Digital, Analog, Mixed Signal and RF) of IC design. They have been trained using state of the art IC Design Tools. Having gone through the complete IC design and fabrication cycle during their MS through a tape out project using TSMC 65nm Technology has enhanced their confidence to take up real world IC Design projects. They are comfortably working with IC Design teams at NECOP giving valuable inputs. Their performance in the National IC Design Center at NECOP has enhanced our trust in home grown solutions for trained HR in the advanced field of IC Design. The level of their competence and confidence shows the quality of teaching and Lab work at NU FAST Islamabad campus in the field of IC Design.

### **Aziz ur Rehman (General Manger NECOP):**

NECOP IC Design Fellows joined NIDC (NECOP) after completing their Master's degree in EE with specialization in IC design from NUCES, FAST Islamabad. The fellows are serving in the fields of analog/mixed signals and digital IC design. They have a sound understanding of Integrated circuit design and relevant theory. During this period, they acquired hands-on experience on the industry standard IC design tools leading to the tape-out of chips (e.g. KAMAL-1, KAMAL-2). KAMAL-1 and KAMAL-2 includes Fault tolerant CLB, Approximate ALU, True random number generator, mm-Wave LNA, AC logics, sigma delta converters, tribo electric nano-generator and mm-Wave phase shifter projects respectively. The courses were specifically designed to provide the students with a strong knowledge of electronics and IC design skills.

## Feedback from Alumni:

### **Jaffar Hussain (MS IC Design Alumni):**

After bachelors I was looking for graduate program that can enhance my technical skills in practical domain. The Master program in IC Design at FAST provided me that opportunity. IC design is a field in which Pakistan need qualified human resource and this Master program at FAST is working towards it. This program is perfect for, Engineers seeking in-depth training from concept to tape-out in analog and digital IC design.

### **M. Usman (MS IC Design Alumni):**

I have very unique experience while studying IC Design at FAST-NU. It was the only program of its kind in Pakistan, where I was able to learn IC design from scratch to tape out. The program offered me a variety of skills including; design, plan, management, economy, and art of designing practical circuits, that are much needed while designing real world chips. Definitely, it is a lot of work, but the experience worth it.

### **Hamza Saleem (MS IC Design Alumni):**

All the faculty members at FAST are dedicated, passionate and supporting, especially Prof. Rashad Ramzan. He's more than a teacher for me. He changed the way of thinking, helped me develop my intuitions about design concepts. Besides, I remember the time when I asked a question to Dr. Hassan via WhatsApp message. He called me back and discuss the issue briefly. I did several meetings with faculty about Tape-out project and thesis and remember the positive criticism and highlighting the design issues from faculty. In a nutshell, I learnt several new concepts and developed design intuitions under the guidance of all faculty member. One thing I must say! After working with the faculty, if you put your whole effort too, you will be a practical Chip designer.

Our Alumni:

